

Digital torquemeter SAUTER DA



Comfortable testing of screw tops, e.g. bottles, jars

Features

- **1 Optimised for torque testing** of bottles, jars and other packaging with screw tops with a maximum diameter of 160 mm, e.g. in the food industry and pharmaceutical industry, as well as in the manufacturing of cosmetics such as, for example, lipsticks, etc.
- **2 Quick pin system:** The four bottle mounts (holders) are pushed in, instead of being screwed in, to save time. This allows you to reconfigure quickly for other bottle sizes
- **Metal housing** for continuous use in tough environmental conditions
- **3 Capacity display:** A bar lights up to show how much of the measuring range is still available.
- **3 LCD graphics display** with backlight
- **Rubber feet with anti-slip feature**
- Scope of delivery: four bottle mounts with rubber coat, sturdy carrying case
- **Internal data memory** saves up to 500 measurements. The memory contents can be transferred to the PC using optional software
- **4 USB and RS-232** data interfaces included
- **Peak hold function** to capture the peak value or **Track function** for continuous display of measurement
- **Can be used in both directions of rotation**
- **Measuring with tolerance range (limit-setting function):** Upper and lower limiting can be programmed individually. The process is supported by an audible and visual signal
- **AUTO-OFF function**

Technical data

- Selectable units: Nm, lbf-in, kgf-cm, kgf-m, ft-lbf
- Precision: $\pm 0,5\%$ of [Max]
- Measuring frequency: 1000 Hz
- Usable measuring range: 5–100 % of [Max]
- Overload protection: 150 % of [Max]
- Rechargeable battery pack integrated, standard, operating time up to 18 h without backlight, charging time approx. 14 h
- Overall dimensions W×D×H 250×160×100 mm
- Net weight approx. 3 kg

Accessories

- **Plug-In for data transfer of measuring data** from the measuring instrument and transfer to a PC, e.g. in Microsoft Excel®, SAUTER AFI-1.0
- **Force-time data transfer software** for graphical representation on the PC and data transfer to Microsoft Excel®, SAUTER AFH FAST
- **RS-232/PC connection cable** SAUTER FL-A04
- **USB/PC connection cable** SAUTER FL-A01

STANDARD



























OPTION



Model	Measuring range [Max] Nm	Readout [d] Nm	Diameter test object mm	Option Factory calibration certificate	
				KERN	
SAUTER DA 1-4	1	0,0002	10–165	961-120	
DA 5-3	5	0,001	10–165	961-120	
DA 10-3	10	0,002	10–165	961-120	



Pictograms

 Adjusting program (CAL): For quick setting of the instrument's accuracy. External adjusting weight required.	 Control outputs (optocoupler, digital I/O): to connect relays, signal lamps, valves, etc.	 Battery operation: Ready for battery operation. The battery type is specified for each device.
 Calibration block: standard for adjusting or correcting the measuring device.	 Analogue interface: to connect a suitable peripheral device for analogue processing of the measurements	 Rechargeable battery pack: rechargeable set.
 Peak hold function: capturing a peak value within a measuring process.	 Statistics: using the saved values, the device calculates statistical data, such as average value, standard deviation etc.	 Mains adapter: 230V/50Hz in standard version for EU. On request GB, AUS or USA version available.
 Scan mode: continuous capture and display of measurements.	 PC Software: to transfer the measurement data from the device to a PC.	 Power supply: Integrated, 230V/50Hz in EU. More standards e.g. GB, AUS or USA on request.
 Push and Pull: the measuring device can capture tension and compression forces.	 Printer: a printer can be connected to the device to print out the measurement data.	 Motorised drive: The mechanical movement is carried out by a electric motor.
 Length measurement: captures the geometric dimensions of a test object or the movement during a test process.	 GLP/ISO record keeping: of measurement data with date, time and serial number. Only with SAUTER printers	 Motorised drive: The mechanical movement is carried out by a synchronous motor (stepper).
 Focus function: increases the measuring accuracy of a device within a defined measuring range.	 Measuring units: Weighing units can be switched to e.g. non-metric at the touch of a key. Please refer to website for more details.	 Fast-Move: the total length of travel can be covered by a single lever movement.
 Internal memory: to save measurements in the device memory.	 Measuring with tolerance range (limit-setting function): Upper and lower limiting can be programmed individually. The process is supported by an audible or visual signal, see the relevant model	 DAkkS calibration possible: The time required for DAkkS calibration is shown in days in the pictogram.
 Data interface RS-232: bidirectional, for connection of printer and PC.		 Factory calibration: The time required for factory calibration is specified in the pictogram.
 Data interface USB: To connect the measuring instrument to a printer, PC or other peripheral devices.		 Package shipment: The time required for internal shipping preparations is shown in days in the pictogram.
 Data interface Infrared: To transfer data from the measuring instrument to a printer, PC or other peripheral devices.	 ZERO: Resets the display to "0".	 Pallet shipment: The time required for internal shipping preparations is shown in days in the pictogram.

Your KERN specialist dealer:

Impex Produkter AS
Gamle Drammensvei 107
1363 Høvik
www.impex.no
info@impex.no
Tel.: 22 32 77 20