

## Manual test stand SAUTER TVL



## Manual test stand for highly accurate tensile and compressive force measurements, with length measurement

## Features

- For vertical and horizontal use
- Precise measurement result
- **High level of security** with repeated measurements
- **Large base plate** with high versatility of fastening objects
- Can be used for force gauges up to 500 N (not included)
- Hook with M6 thread as standard
- **Digital length meter SAUTER LA standard:**
  - Measuring range: max. 200 mm
  - Readout: 0,01 mm
  - Zero setting possible
  - Pre-length can be set manually

## Technical data

























- Max travel from base plate: 297 mm
- Travel distance per knob rotation (stroke per one turn): 3,1 mm
- Overall dimensions W×D×H 151×234×465 mm
- Net weight approx. 8,3 kg

STANDARD



Model	Measuring range	
SAUTER	[Max] N	
TVL	500	

## Pictograms

 <b>Adjusting program (CAL):</b> For quick setting of the instrument's accuracy. External adjusting weight required.	 <b>Control outputs (optocoupler, digital I/O):</b> to connect relays, signal lamps, valves, etc.	 <b>Battery operation:</b> Ready for battery operation. The battery type is specified for each device.
 <b>Calibration block:</b> standard for adjusting or correcting the measuring device.	 <b>Analogue interface:</b> to connect a suitable peripheral device for analogue processing of the measurements	 <b>Rechargeable battery pack:</b> rechargeable set.
 <b>Peak hold function:</b> capturing a peak value within a measuring process.	 <b>Statistics:</b> using the saved values, the device calculates statistical data, such as average value, standard deviation etc.	 <b>Mains adapter:</b> 230V/50Hz in standard version for EU. On request GB, AUS or USA version available.
 <b>Scan mode:</b> continuous capture and display of measurements.	 <b>PC Software:</b> to transfer the measurement data from the device to a PC.	 <b>Power supply:</b> Integrated, 230V/50Hz in EU. More standards e.g. GB, AUS or USA on request.
 <b>Push and Pull:</b> the measuring device can capture tension and compression forces.	 <b>Printer:</b> a printer can be connected to the device to print out the measurement data.	 <b>Motorised drive:</b> The mechanical movement is carried out by an electric motor.
 <b>Length measurement:</b> captures the geometric dimensions of a test object or the movement during a test process.	 <b>GLP/ISO record keeping:</b> of measurement data with date, time and serial number. Only with SAUTER printers	 <b>Motorised drive:</b> The mechanical movement is carried out by a synchronous motor (stepper).
 <b>Focus function:</b> increases the measuring accuracy of a device within a defined measuring range.	 <b>Measuring units:</b> Weighing units can be switched to e.g. non-metric at the touch of a key. Please refer to website for more details.	 <b>Fast-Move:</b> the total length of travel can be covered by a single lever movement.
 <b>Internal memory:</b> to save measurements in the device memory.	 <b>Measuring with tolerance range (limit-setting function):</b> Upper and lower limiting can be programmed individually. The process is supported by an audible or visual signal, see the relevant model	 <b>DAkkS calibration possible:</b> The time required for DAkkS calibration is shown in days in the pictogram.
 <b>Data interface RS-232:</b> bidirectional, for connection of printer and PC.		 <b>Factory calibration:</b> The time required for factory calibration is specified in the pictogram.
 <b>Data interface USB:</b> To connect the measuring instrument to a printer, PC or other peripheral devices.		 <b>Package shipment:</b> The time required for internal shipping preparations is shown in days in the pictogram.
 <b>Data interface Infrared:</b> To transfer data from the measuring instrument to a printer, PC or other peripheral devices.	 <b>ZERO:</b> Resets the display to "0".	 <b>Pallet shipment:</b> The time required for internal shipping preparations is shown in days in the pictogram.

Your KERN specialist dealer:

**Impex Produkter AS**  
**Gamle Drammensvei 107**  
**1363 Høvik**  
**www.impex.no**  
**info@impex.no**  
**Tel.: 22 32 77 20**