

Photometer SAUTER SO



Photometer for precise light measurement up to 200,000 Lux

**Features**

- Helps to determine if workplace lighting meets standard requirements, e.g. DIN EN 12464-1 "Lighting of workplaces indoors"
- **Photo sensor:** silicon diode
- **Cosine correction** for angular incident light
- **Sturdy protective cover** for the photo sensor
- **Increased service life:** Impact protection by means of a protective casing
- **Delivery in a robust box**
- **Track function** for continuous recording of changing environmental conditions
- **Peak Hold Mode** to capture peaks
- **Selectable measuring units:** fc (foot-candle), lx

**Technical data**

























- Measuring frequency: 2 Hz
- Cable length (Photo sensor) approx. 1 m
- Dimensions W×D×H 100×60×28 mm
- Battery operation, battery not standard (9 V Block), AUTO-OFF function for battery conservation
- Net weight approx. 250 g

STANDARD

OPTION

Model	Measuring range [Max] lx	Readout [d] lx	Option Factory calibration certificates	
			KERN	
SAUTER				
SO 200K.	200	0,1	961-190	
	2000	1		
	20000	10		
	200000	100		

## Pictograms

 <b>Adjusting program (CAL):</b> For quick setting of the instrument's accuracy. External adjusting weight required.	 <b>Control outputs (optocoupler, digital I/O):</b> to connect relays, signal lamps, valves, etc.	 <b>Battery operation:</b> Ready for battery operation. The battery type is specified for each device.
 <b>Calibration block:</b> standard for adjusting or correcting the measuring device.	 <b>Analogue interface:</b> to connect a suitable peripheral device for analogue processing of the measurements	 <b>Rechargeable battery pack:</b> rechargeable set.
 <b>Peak hold function:</b> capturing a peak value within a measuring process.	 <b>Statistics:</b> using the saved values, the device calculates statistical data, such as average value, standard deviation etc.	 <b>Mains adapter:</b> 230V/50Hz in standard version for EU. On request GB, AUS or USA version available.
 <b>Scan mode:</b> continuous capture and display of measurements.	 <b>PC Software:</b> to transfer the measurement data from the device to a PC.	 <b>Power supply:</b> Integrated, 230V/50Hz in EU. More standards e.g. GB, AUS or USA on request.
 <b>Push and Pull:</b> the measuring device can capture tension and compression forces.	 <b>Printer:</b> a printer can be connected to the device to print out the measurement data.	 <b>Motorised drive:</b> The mechanical movement is carried out by a electric motor.
 <b>Length measurement:</b> captures the geometric dimensions of a test object or the movement during a test process.	 <b>GLP/ISO record keeping:</b> of measurement data with date, time and serial number. Only with SAUTER printers	 <b>Motorised drive:</b> The mechanical movement is carried out by a synchronous motor (stepper).
 <b>Focus function:</b> increases the measuring accuracy of a device within a defined measuring range.	 <b>Measuring units:</b> Weighing units can be switched to e.g. non-metric at the touch of a key. Please refer to website for more details.	 <b>Fast-Move:</b> the total length of travel can be covered by a single lever movement.
 <b>Internal memory:</b> to save measurements in the device memory.	 <b>Measuring with tolerance range (limit-setting function):</b> Upper and lower limiting can be programmed individually. The process is supported by an audible or visual signal, see the relevant model	 <b>DAkkS calibration possible:</b> The time required for DAkkS calibration is shown in days in the pictogram.
 <b>Data interface RS-232:</b> bidirectional, for connection of printer and PC.		 <b>Factory calibration:</b> The time required for factory calibration is specified in the pictogram.
 <b>Data interface USB:</b> To connect the measuring instrument to a printer, PC or other peripheral devices.		 <b>Package shipment:</b> The time required for internal shipping preparations is shown in days in the pictogram.
 <b>Data interface Infrared:</b> To transfer data from the measuring instrument to a printer, PC or other peripheral devices.	 <b>ZERO:</b> Resets the display to "0".	 <b>Pallet shipment:</b> The time required for internal shipping preparations is shown in days in the pictogram.

Your KERN specialist dealer:

**Impex Produkter AS**  
**Gamle Drammensvei 107**  
**1363 Høvik**  
**www.impex.no**  
**info@impex.no**  
**Tel.: 22 32 77 20**